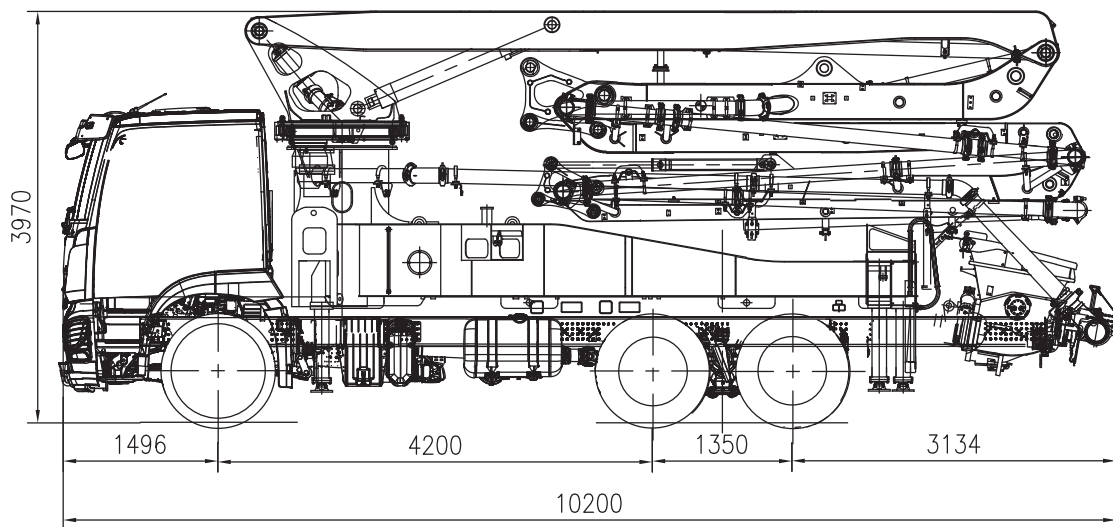




TRUCK MOUNTED CONCRETE PUMP EU-A 32X-5Z (H leg)



Note: Standard version. Dimensions and weights depend on truck, pump model and equipment.
Dimensions in mm. Example based on Mercedes- Benz Arocs 5 2643.
For illustration only. Actual products may vary.

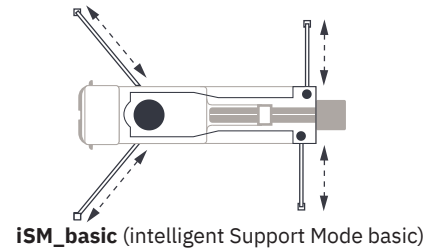
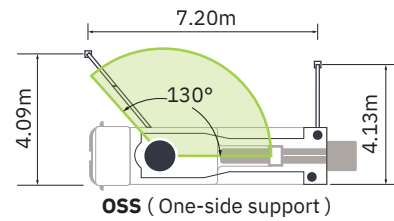
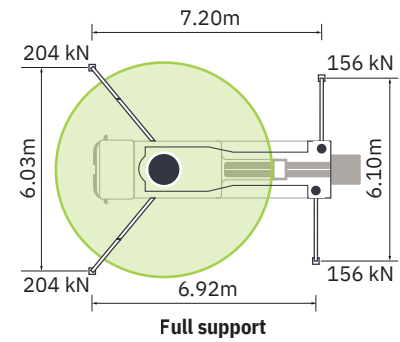
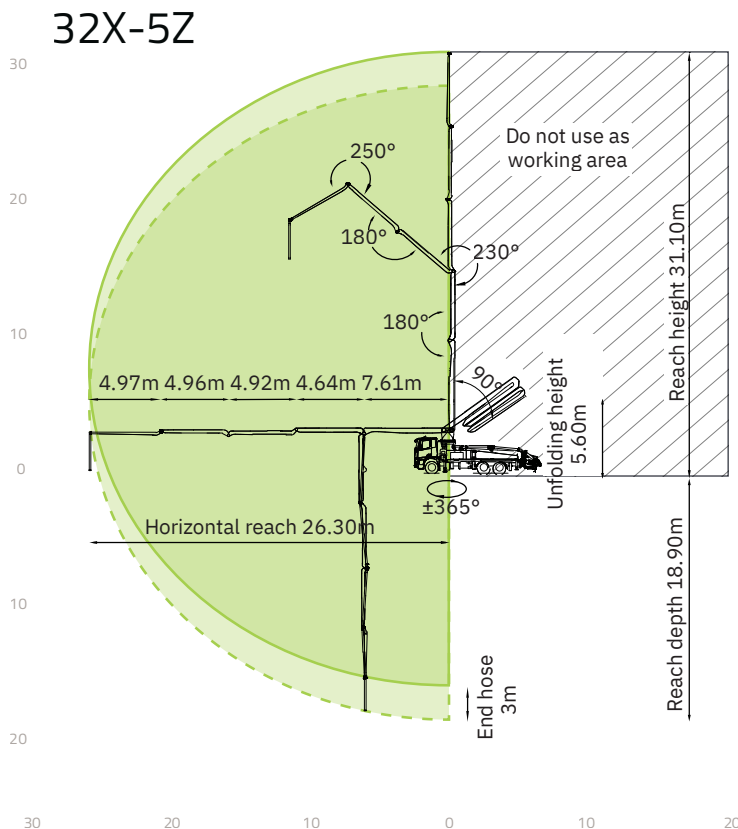
Technical Specifications

BOOM	UNIT	
Reach height	m	31.10
Horizontal reach (gross/net)	m	26.30 / 23.30
Reach depth	m	18.90
Unfolding height	m	5.60
Sections	/	5
Folding system	/	Z
End hose length	m	3
Delivery line	mm	DN 125
PUMP		
Max. output	m ³ /h	170
Max. pressure	bar	85
Delivery cylinder	mm	Ø260
Stroke	mm	1800

*All data are maximum theoretical values.

This product is currently in the design phase, parameters and configurations may change when the final design is completed.

Reach information diagram, support



Configurations (Optional★)

Pumping System

APC (Accurate Pumping Control)
CPC (Condition-adaptive Pumping Control)
ECO (Eco. Pumping)
Synchronized dual-concrete piston retraction

Hopper

Streamline hopper
Compressed air for oil sprayer
Aluminium alloy hopper cover
Bar-type grille
Hopper vibrator
Cleaning ball stopper
Chrome-plated concrete cylinder
Wear-resistant S pipe
Carbide wear plate
Labour-saving device for hopper cover
Quick-release concrete piston
Automatic forward/reverse agitator rotation
S-valve swinging speed control

Cleaning

Water tank, 700L
Water pump, 70L/min, 15bar
Water pump, 15L/min, 150bar
Hose reel for low pressure water pump, 10m
Hose reel for high pressure water pump, 20m
Quick-connect water inlet

Support

SSM (Standard Support Mode)(Full Support/OSS/FS/LF/RF)
ISM (intelligent Support Mode)

Placing Boom

OBF (One-joystick Boom Fold/Unfold)
ARC (Active Boom Rotation Control)
iMMC (intelligent Multi-arm Motion Control)

Delivery Line

Self-locking end hose clamp
Snap pipe coupling
End hose, 3m, DN 125
Double-layer pipes

Lighting

Boom tip light, LED
Boom light, LED
Hopper light, LED
Rear hopper light, LED
Baseframe access light, LED
Support area spotlight, LED
Support indicator light, LED
Outrigger indicator light, LED
Tipping warning light, LED
Pumping warning light, LED
Slewing warning light, LED
Stop light, LED
Height-marker lamp, LED
Side-marker lamp, LED

Safety

360° surround camera system
OGS (Outriggers Guidance System)
LBS (Lock Boom System)
Emergency pumping reverse
Emergency hydraulic power interface for boom and outrigger
End hose squeeze valve, operable by remote control

Digital Management

ZOOMLINK APP

Operation and Maintenance

Spacious platform for service access
Central grease lubrication system
Mushroom button for horn
Dual radio remote controls
Remote engine off
Remote engine start
OTA (Over-the-Air Update)
Self-diagnosis and monitoring

REMMEL AG

Eingetragener Sitz
Im Zollhafen 24, 50678 Köln

Standorte
Moselbahnstraße 2, 54470 Berncastel-Kues

CEO: Thorsten Remmel
Mobil: +49 172 6990282
E-Mail: info@remmel-ag
Webseite: www.remmel-ag.com
UST-idNr.: DE328405047
Handelsregister: Amtsgericht Köln - HRB 100861



Copyright © REMMEL AG 2026