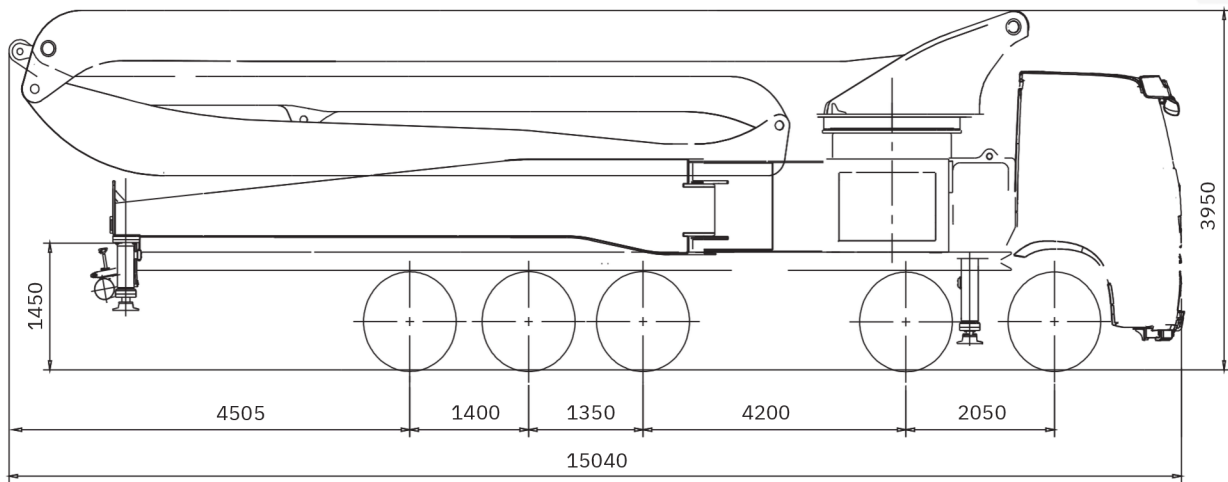




TRUCK MOUNTED CONCRETE PUMP EU-A 62X-6RZ



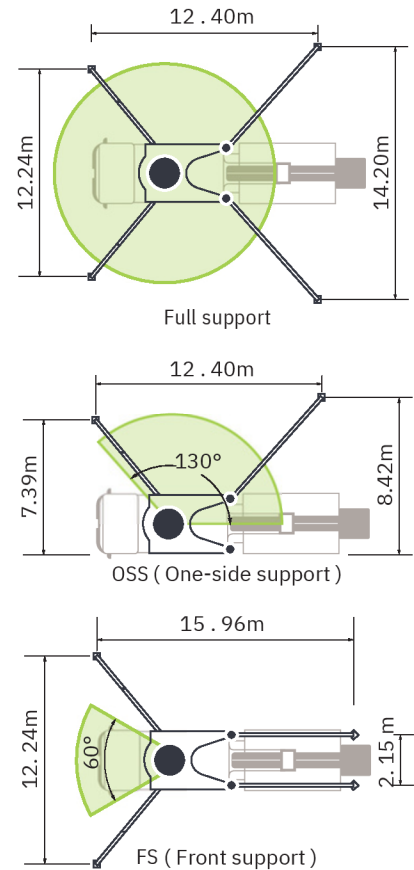
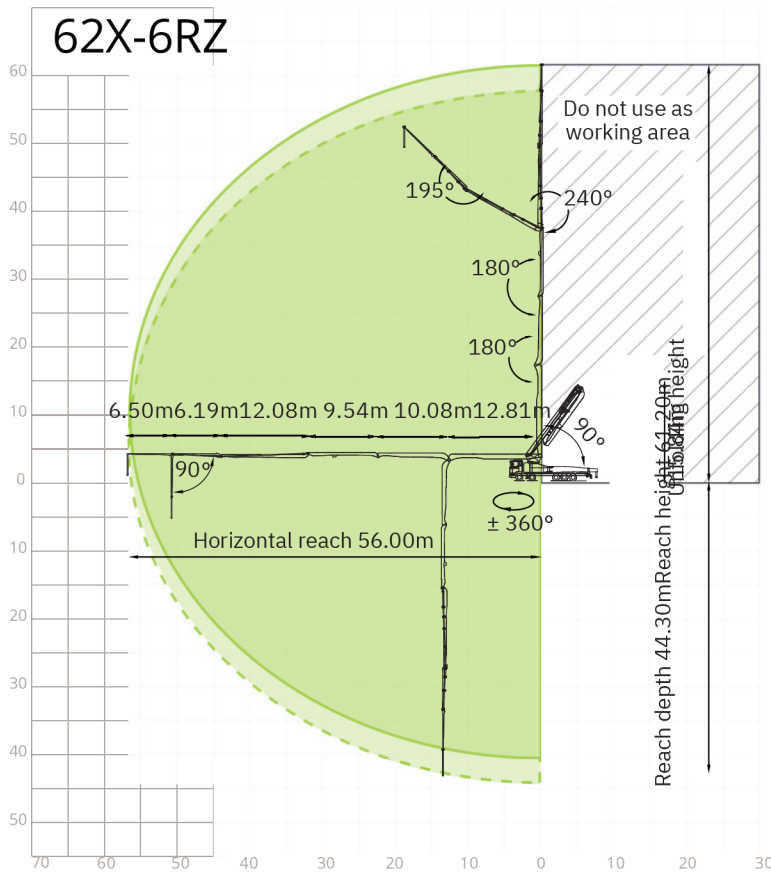
Note: Standard version. Dimensions and weights depend on truck, pump model and equipment.
 Dimensions in mm. Example based on Mercedes-Benz Arocs 5 4751.
 For illustration only. Actual products may vary.

Technical Specifications

BOOM		UNIT
Reach height	m	61.20
Horizontal reach (gross/net)	m	56 .00 /52 .70
Reach depth	m	44.30
Unfolding height	m	15.84
Sections	/	6
Folding system	/	RZ
End hose length	m	3
Delivery line	mm	DN 125
PUMP		
Max. output	m ³ /h	180
Max. pressure	bar	85
Delivery cylinder	mm	Ø260
Stroke	mm	2100

*All data are maximum theoretical values.

Reach information diagram, support



Configurations (Optional ★)

Pumping System

- APC (Accurate Pumping Control)
- CPC (Condition-adaptive Pumping Control)
- Pumping concrete status identification and prompt
- ECO (Eco. Pumping)
- Synchronized dual-concrete piston retraction
- MPC (Multi-mode Pumping Control) ★

Hopper

- Streamline hopper
- Compressed air for oil sprayer
- Aluminium alloy hopper cover
- Bar-type grille
- Hopper vibrator
- Cleaning ball stopper
- Chrome-plated concrete cylinder
- Wear-resistant S pipe
- Carbide wear plate
- Labour-saving device for hopper cover
- Quick-release concrete piston
- Automatic forward/reverse agitator rotation
- S-valve swinging speed control

Cleaning

- Water tank, 700L
- Water pump, 140L/min, 15bar
- Water pump, 15L/min, 300bar
- Hose reel for low pressure water pump, 10m
- Hose reel for high pressure water pump, 20m
- Quick-connect water inlet

Support

- SSM (Standard Support Mode) Full Support/OSS/FS/LF/RF

Placing Boom

- OBF (One-joystick Boom Fold/Unfold)
- OBP (One-joystick Boom Place)
- ABC (Active Boom Control)
- ARC (Active Boom Rotation Control)
- iMMC (Intelligent Multi-arm Motion Control)
- Skeleton slewing table for easy maintenance
- Integral weldless shaft sleeve
- Operator assistance system ★

Delivery Line

- Self-locking end hose clamp
- Snap pipe coupling
- End hose, 3m, DN 125
- Double-layer pipes

Lighting

- Boom tip light, LED
- Boom light, LED
- Hopper light, LED
- Rear hopper light, LED
- Baseframe access light, LED
- Support area spotlight, LED
- Support indicator light, LED
- Outrigger indicator light, LED
- Tipping warning light, LED
- Pumping warning light, LED

- Slewing warning light, LED
- Stop light, LED
- Height-marker lamp, LED
- Side-marker lamp, LED

Safety

- Reversing camera system
- 360° surround camera system
- OGS (Outriggers Guidance System)
- LBS (Lock Boom System)
- Emergency hydraulic power interface for boom and outrigger
- End hose squeeze valve, operable by remote control
- Platform handrail
- Step handrail

Digital Management

- ZOOMLINK APP ★
- Service Assistant ★

Operation and Maintenance

- Spacious platform for service access
- Hose rack on outrigger
- Diesel tank in rear outrigger
- Two separate hydraulic oil tanks
- Built-in filter element
- Mushroom button for horn
- Dual radio remote controls
- Remote engine off
- Remote engine start
- OTA (Over-the-Air Update)
- Self-diagnosis and monitoring

REMMEL AG

Registered Office
Im Zollhafen 24, 50678 Köln

Branches
Moselbahnstraße 2, 54470 Berncastel-Kues

CEO: Thorsten Remmel
Phone: +49 172 6990282
E-Mail: info@remmel-ag
Homepage: www.remmel-ag.com
UST-idNr.: DE328405047
Handelsregister: Amtsgericht Köln - HRB 100861



Copyright © REMMEL AG 2026